

RBC Vision Women's Leadership MSCI Canada Index ETF



Investment objective

RBC Vision Women's Leadership MSCI Canada Index ETF seeks to replicate, to the extent possible and before fees and expenses, the performance of a broad Canadian equity markets index with a focus on companies domiciled in Canada that have demonstrated commitment to gender diversity as part of their corporate social responsibility strategy. Currently, the RBC Vision Women's Leadership MSCI Canada Index ETF seeks to track the MSCI Canada IMI Women's Leadership Select Index (or any successor thereto).

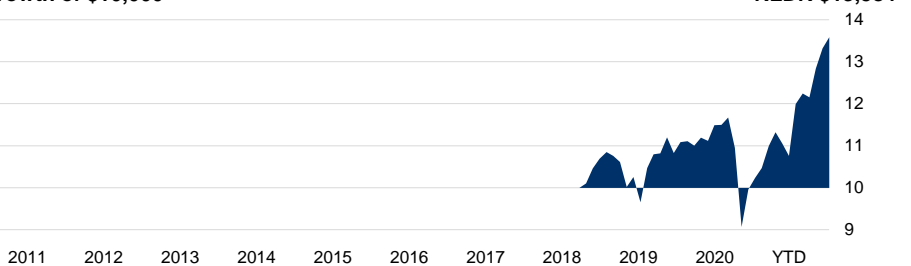
Fund details

Ticker	RLDR
CUSIP	74935J103
Stock exchange	NEOE
Inception date	March 2018
Currency	CAD
Net assets \$MM	137.6
Units outstanding	5,550,000
<hr/>	
NAV/unit	24.79
Market price/unit	25.00
Management fee %	0.25
MER %	0.29
Benchmark	MSCI Canada IMI Women's Leadership Select Index (CAD)
<hr/>	
Income distribution	Quarterly
Capital gains distribution	Annually
Distribution yield %	2.74
Trailing distribution yield %	2.75
<hr/>	
Risk rating	Medium
Fund category	Canadian Equity


Performance analysis as of April 30, 2021

Growth of \$10,000

RLDR \$13,584



Calendar returns %

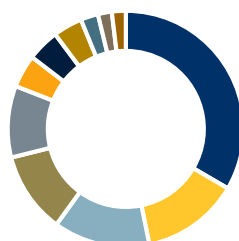


2011	2012	2013	2014	2015	2016	2017	2018	2019	2020	YTD	NAV
-	-	-	-	-	-	-	-	19.1	6.5	11.0	NAV

1 Mth	3 Mth	6 Mth	1 Yr	3 Yr	5 Yr	10 Yr	Since incep.	Trailing return %
2.0	11.8	26.3	36.4	10.4	-	-	9.9	NAV
2.0	11.9	26.5	36.8	10.7	-	-	10.2	Index

Portfolio analysis as of April 30, 2021

Sectors



Sectors	% Assets
Financials	33.4
Materials	13.4
Energy	13.2
Industrials	11.1
Information Technology	9.8
Consumer Discretionary	4.5
Utilities	4.4
Consumer Staples	4.0
Communication Services	2.4
Real Estate	1.9
Health Care	1.9

Characteristics

Dividend yield (%)	2.9
Price to earnings ratio (forward)	20.1
Price to book ratio	2.1
Weighted average market capitalization (\$MM)	69,719.8
Average beta	1.0

Portfolio analysis continued as of April 30, 2021

Top 10 holdings	% Assets
Shopify Inc	7.8
Royal Bank of Canada	7.1
Toronto-Dominion Bank	6.5
Enbridge Inc	6.4
Canadian National Railway Co	4.7
Bank of Nova Scotia	4.0
Magna International Inc	3.6
Nutrien Ltd	3.3
Bank of Montreal	3.2
Canadian Pacific Railway Ltd	3.1
Total % of top 10 holdings	49.6
Total number of portfolio holdings	122

Reasons to invest

- Access to low cost, core Canadian portfolio
- Opportunity to align personal values with investments
- Opportunity to encourage change through investments by rewarding Canadian companies pursuing leadership in gender diversity

Disclosure

RBC ETFs are offered by RBC Global Asset Management Inc. and distributed through authorized dealers. Commissions, management fees and expenses all may be associated with investments in exchange-traded funds (ETFs). Please read the prospectus or Fund Facts before investing. ETFs are not guaranteed, their values change frequently and past performance may not be repeated. ETF units are bought and sold at market price on a stock exchange and brokerage commissions will reduce returns. RBC ETFs do not seek to return any predetermined amount at maturity. Index returns do not represent RBC ETF returns. RBC ETFs are managed by RBC Global Asset Management Inc., an indirect wholly-owned subsidiary of Royal Bank of Canada. Except as otherwise noted, the indicated rates of return are the historical total returns for the periods including changes in unit value and reinvestment of all distributions and do not take into account sales, redemption, commission charges or income taxes payable by any unitholder that would have reduced returns.

This has been provided by RBC Global Asset Management Inc. (RBC GAM) and is for informational purposes only. Information obtained from third parties is believed to be reliable but RBC GAM and its affiliates assume no responsibility for any errors or omissions or for any loss or damage suffered. RBC GAM reserves the right at any time and without notice to change, amend or cease publication of the information.

MER (%) is based on actual expenses for the preceding calendar year or most recent half-year period ended June 30 expressed on an annualized basis, depending on availability of data at the time of publication.

Graphs are only used to illustrate the effects of the compound growth rate and do not reflect future values of any fund or returns on investment of any fund. The fund profile is provided for informational purposes only. Particular investments and/or trading strategies should be evaluated relative to each individual's investment objectives. The information contained in the fund profile is not, and should not be construed as, investment or tax advice. You should not act or rely on the information contained in the fund profile without seeking the advice of an appropriate professional advisor.

The RBC ETFs referred to herein have been developed solely by RBC GAM.

The RBC ETFs referred to herein have been developed solely by RBC GAM. All rights in FTSE Canada 2021 Maturity Corporate Bond Index, FTSE Canada 2022 Maturity Corporate Bond Index, FTSE Canada 2023 Maturity Corporate Bond Index, FTSE Canada 2024 Maturity Corporate Bond Index, FTSE Canada 2025 Maturity Corporate Bond Index, FTSE Canada 2026 Maturity Corporate Bond Index and FTSE Canada 2027 Maturity Corporate Bond Index (collectively, the "FTSE GDCM Indices") vest in FTSE Global Debt Capital Markets Inc. "FTSE®" is a trade mark of the relevant London Stock Exchange Group ("LSEG") company and is used under license. The FTSE GDCM Indices are calculated by FTSE Global Debt Capital Markets Inc. or their agents, as applicable. The LSEG companies, FTSE Global Debt Capital Markets Inc. and their licensors (collectively, the "FTSE Licensors") are not connected to and do not sponsor, advise, recommend, endorse or promote the funds and do not accept any liability whatsoever to any person arising out of (a) the use of, reliance on or any error in the FTSE Indices or (b) investment in or operation of the ETFs. The FTSE Licensors make no claim, prediction, warranty or representation either as to the results to be obtained from the funds or the suitability of the FTSE GDCM Indices, for the purpose to which they are being put by RBC GAM.

The RBC ETF referred to herein is not sponsored, endorsed, or promoted by MSCI Inc., and MSCI Inc. bears no liability with respect to the ETF or any index on which the ETF is based. RBC GAM licenses the use of the MSCI index and is not affiliated with MSCI Inc. The relevant ETF's prospectus contains a more detailed description of the limited relationship MSCI Inc. has with RBC GAM and the ETF.

Solactive Canada Bank Yield Index, Solactive U.S. Banks Yield Index and Solactive U.S. Banks Yield (CAD Hedged) Index are calculated and published by Solactive AG. The RBC ETF referred to herein is not sponsored, promoted, sold or supported by Solactive AG. Solactive AG does not offer any express or implicit guarantee or assurance regarding the results to be obtained from the use of the index or index price nor does Solactive AG make any representation regarding the advisability of investing in the ETF.

® / ™ Trademark(s) of Royal Bank of Canada. Used under licence. © RBC Global Asset Management Inc. 2021